

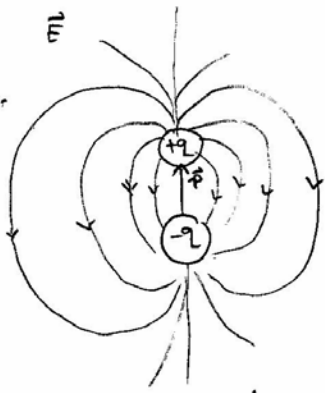
Chapter 32: Magnetism of Matter & Maxwell's Equations

32-1

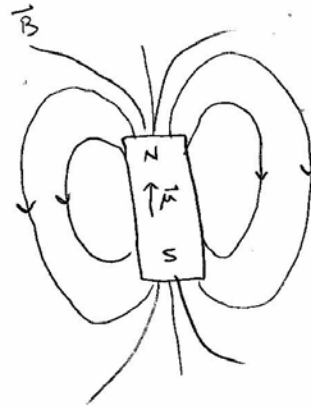
see sections 1-4, 5-11

Dipoles & Monopoles

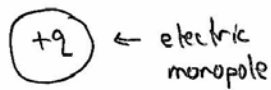
electric dipole \vec{p}



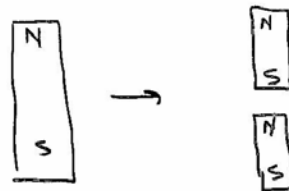
magnetic dipole $\vec{\mu}$



Break an electric dipole in half, and you get a bare charge = a monopole



but break a magnet in half, and you get two magnets:



you don't get a magnetic monopole...

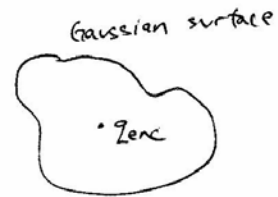
The simplest magnetic structure is a dipole...

No one has ever detected a magnetic monopole (but high- E physicists are looking for them)

Recall Gauss' Law for \vec{E} -fields:

electric flux $\Phi_E = \oint \vec{E} \cdot d\vec{A} = \frac{q_{enc}}{\epsilon_0}$

charge on enclosed monopoles



so what is Gauss' law for \vec{B} -fields?

magnetic flux $\Phi_B = \oint \vec{B} \cdot d\vec{A} = ?$

= 0 since there are no magnetic monopoles.

These are the first two of Maxwell's 4 eqn's that describe all electro-magnetic phenomena.

The other two are simply Faraday's and Ampere's Laws, which we have already seen.

The magnetic properties of matter, & induced \vec{B} fields
 are a consequence of the quantum-mechanical
 properties of electrons & atoms... principally
 due to an electron's spin and its orbital
angular momentum when in an atom

These details will be left to your quantum
 mechanics class, and not treated here
 (but you might have a look at section 32-4)

But we will discuss the consequences of magnetization...

There are 3 types of magnetism:

diamagnetism } magnetic fields that are induced
 paramagnetism } by an external field \vec{B}_{ext}

ferromagnetism - persistent magnetism that can occur
 w/out \vec{B}_{ext}

diamagnetism: results when diamagnetic material is placed in external field \vec{B}_{ext} .

This results in an induced field that points opposite to \vec{B}_{ext} .



↓ induced \vec{B}

If \vec{B}_{ext} is nonuniform, then the diamagnet. is repelled to where \vec{B}_{ext} gets weak.

paramagnetism: The induced field is parallel to \vec{B}_{ext} .

The paramagnet is attracted to where \vec{B}_{ext} gets stronger, ie, opposite to paramagnetism



↑ induced \vec{B}

ferromagnetism: iron, nickel, & other metals
'always on' magnetism, like a fridge magnet

Induced Magnetic Fields

Recall Faraday's Law: $\oint \vec{E} \cdot d\vec{s} = - \frac{d\Phi_B}{dt}$

where $\Phi_B = \oint \vec{B} \cdot d\vec{A} = \text{magnetic flux}$

This law tells us that a time-changing B field will induce an \vec{E} field.

Can the reverse be true? Can a time-changing \vec{E} -field induce a \vec{B} field? Yes:

$$\oint \vec{B} \cdot d\vec{s} = \mu_0 i_{enc} + \mu_0 \epsilon_0 \frac{d\Phi_E}{dt}$$

This is Ampere's law, which is valid when $\vec{E} = \text{constant in time}$

but this is the more general formula, known as the Ampere-Maxwell law.

\Rightarrow a time-changing \vec{E} -field can induce a \vec{B} field, even when all currents $i_{enc} = 0$.

Recap: Maxwell's 4 Fundamental Eqn's of E & M:

integrals over a Gaussian surface

$$\left\{ \begin{array}{l} \oint \vec{E} \cdot d\vec{A} = \frac{q_{enc}}{\epsilon_0} \quad \text{Gauss' law for } \vec{E} \\ \oint \vec{B} \cdot d\vec{A} = 0 \quad \text{Gauss' law for } \vec{B} \end{array} \right.$$

integral over an Amperian loop

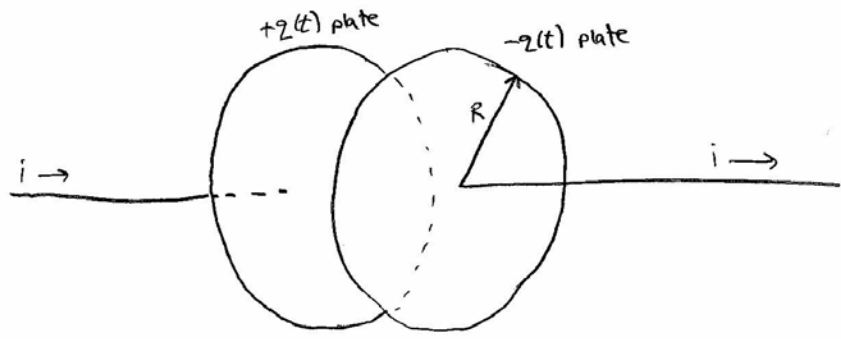
$$\left\{ \begin{array}{l} \oint \vec{E} \cdot d\vec{s} = -\frac{d\Phi_B}{dt} \quad \text{Faraday's law} \\ \oint \vec{B} \cdot d\vec{s} = \mu_0 \epsilon_0 \frac{d\Phi_E}{dt} + \mu_0 i_{enc} \quad \text{Ampere-Maxwell law} \end{array} \right.$$

↙ flux thru Amperian loop

⌈ Note: these eqn's assume there is no dielectric present

Sample Problem 32-3:

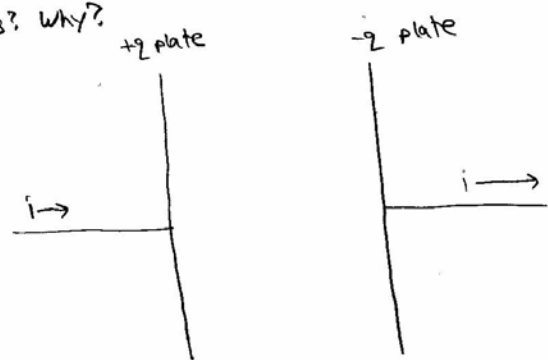
a current i charges up a circular, parallel-plate capacitor



Calculate \vec{B} between the plates.
 Should we expect $\vec{B} \neq 0$ between plates? Why?

Which of Maxwell's eqn's should we use?

Try the Amp-Max' eqn'



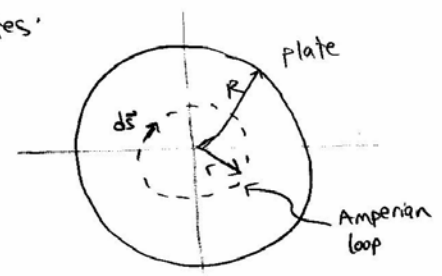
$$\oint \vec{B} \cdot d\vec{s} = \mu_0 \epsilon_0 \frac{d\Phi_E}{dt} + \mu_0 i_{enc}$$

↑ what Amperian loop should I use?

use a circle concentric with the plates.

what is $\vec{B} \cdot d\vec{s}$?

capacitor seen edge on



First, note that \vec{B} must be tangential to the loop.

If it were not, ie, if \vec{B} pointed radially, then $\oint \vec{B} \cdot d\vec{s} = 0$ would imply that $d\Phi_E/dt = 0$, ie, $\vec{E} = \text{constant}$, which is NOT the case as you charge up a capacitor

Thus $\vec{B} \cdot d\vec{s} = B ds$.

Also, $B = \text{constant}$ due to the azimuthal symmetry.

$$\Rightarrow \oint \vec{B} \cdot d\vec{s} = B \int ds = B \cdot 2\pi r = \text{LHS of the eqn.}$$

Now let's deal with the RHS.

What is i_{enc} between the plates? $i_{enc} = 0$

So the Amp-max eqn is

$$B \cdot 2\pi r = \mu_0 \epsilon_0 \frac{d\Phi_E}{dt}$$

where $\Phi_E = \oint \vec{E} \cdot d\vec{A} = \text{flux thru loop}$

Draw the \vec{E} field between the plates.

what is $\Phi_E = ?$

$$= EA = E \cdot \pi r^2$$

$$\text{so } B \cdot 2\pi r = \mu_0 \epsilon_0 \cdot \pi r^2 \frac{dE}{dt}$$

$$\text{or } B = \frac{1}{2} \mu_0 \epsilon_0 r \frac{dE}{dt}$$

Now calculate $\frac{dE}{dt}$

Why back in Chapter 26 we showed that

$q = \epsilon_0 EA = \text{charge on a capacitor plate}$

$$\text{so } \frac{dq}{dt} = i = \epsilon_0 A \frac{dE}{dt}$$

$$\text{so } \frac{dE}{dt} = \frac{i}{\epsilon_0 A}$$

what is A?

$$A = \pi r^2 = \text{area of plate}$$

$$= \frac{i}{\epsilon_0 \pi r^2}$$

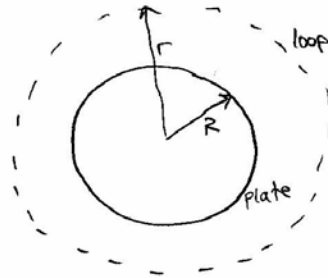
$$\Rightarrow B = \frac{\mu_0 i r}{2\pi r^2} =$$

B-field that induced as you charge up the capacitor.

What is B at $r > R$, outside the capacitor. 32-10

Note that the LHS of the Amp-max eqn is unchanged:

$$\oint \vec{B} \cdot d\vec{s} = B \cdot 2\pi r = \text{LHS}$$



write the RHS = $\mu_0 \epsilon_0 \frac{d\Phi_E}{dt}$

where $\Phi_E = \oint \vec{E} \cdot d\vec{A} = \text{flux thru the loop}$
=?

Recall that \vec{E} is zero (or nearly so) outside the capacitor, so

$\Phi_E = EA = E \cdot \pi R^2$
← area of disk

and $\frac{d\Phi_E}{dt} = \pi R^2 \frac{dE}{dt} = \frac{\pi R^2 i}{\epsilon_0 \pi R^2} = \frac{i}{\epsilon_0}$

so $B \cdot 2\pi r = \mu_0 i$

so $B = \frac{\mu_0 i}{2\pi r} = \text{field outside capacitor}$

↑ same as the field due to a long, uninterrupted wire!